

Scaled data based on original data using  
LM-79-08 Approved Method: Electrical and Photometric Measurements of Solid-  
State Lighting Products

Test Report Prepared for  
Cooper Lighting Solutions  
(formerly Eaton)

Brand: INVUE

Report Number: P141924

Luminaire Tested: **EMM-F03-LED-E1-T3-7030**

Issue Date: 03/03/2020

**Test Information**

Test Method: LM-79-08  
Report Number: P141924  
REPORT IS SCALED FROM IESNA LM-79-08 TEST DATA (P33683)  
Test Lab: INNOVATION CENTER-P3  
Issue Date: 03/03/2020  
Manufacturer: COOPER LIGHTING SOLUTIONS (FORMERLY EATON)  
Product Line: INVUE  
Catalog Number: EMM-F03-LED-E1-T3-7030  
Description: EPIC MODERN MEDIUM DECORATIVE LED LUMINAIRE  
(3) LIGHTBARS WITH AccuLED OPTICS - TYPE 3  
Light Source: (21) 3000K CCT, 70 CRI LEDs  
Ballast/Driver: -

**Summary**

Lumens per Lamp: N/A  
Luminaire Lumens: 6641.8 lumens  
Efficiency: N/A  
Efficacy: 84.8 lumens/watt  
Luminous Opening: Rectangular (W 0.5' x L: 1' x H: 0')  
IES Classification: Type III - Short - Semi-Cutoff  
BUG Rating: B2 - U0 - G2

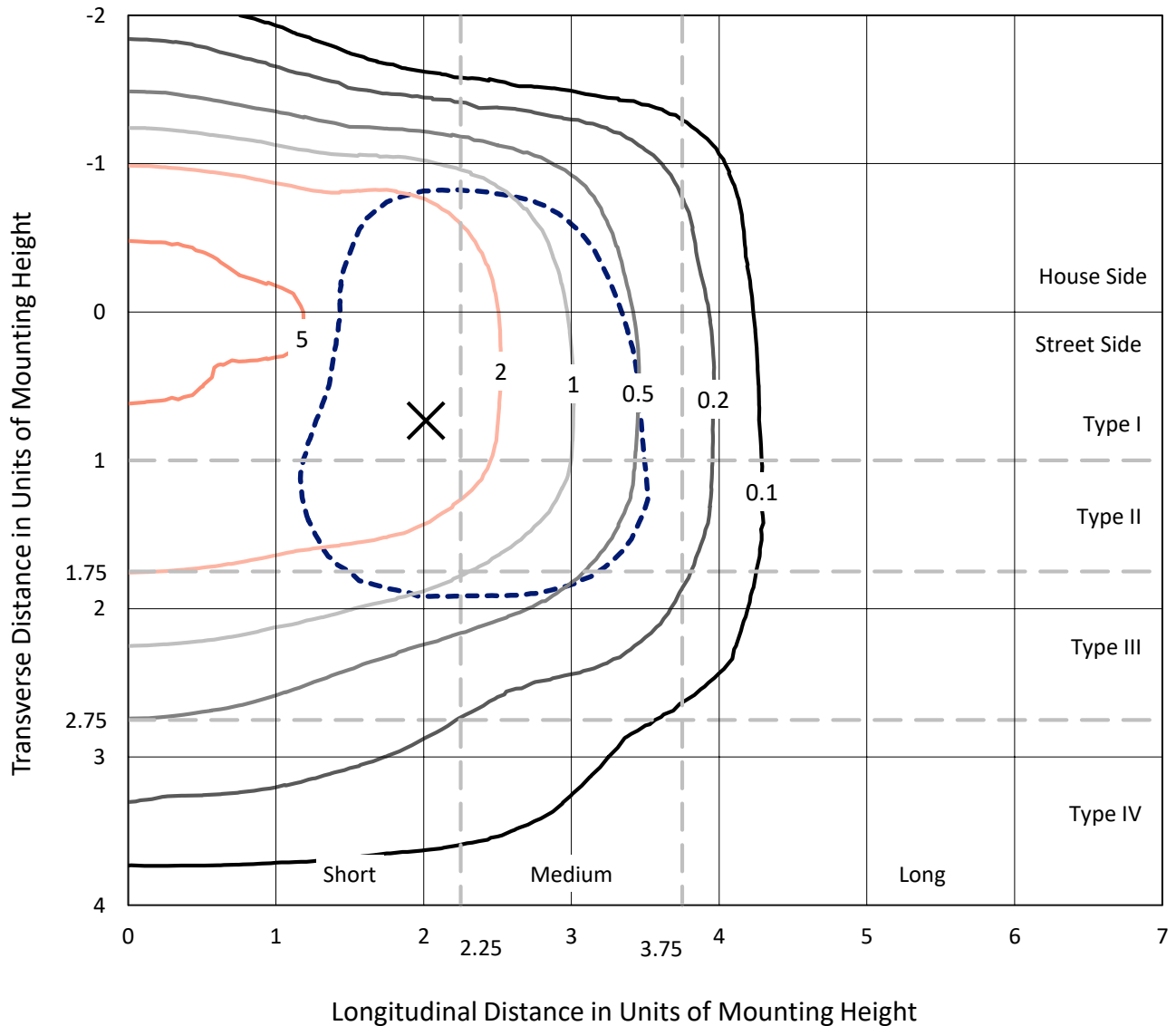
Input Watts (W): 78.3  
Input Voltage (V): NR  
Input Current (Ain): NR  
Voltage Rise (V): NR  
Power Factor: NR  
Total Harmonic Distortion (THDi): NR  
Frequency (hertz): 60  
Stabilization Time: NR  
Operation Time: NR  
Ambient Temperature (°C): NR  
Test Distance: 25 FT



REPORT NUMBER: P141924  
 CATALOG NUMBER: EMM-F03-LED-E1-T3-7030

### Iso-Footcandle Lines of Horizontal Illumination

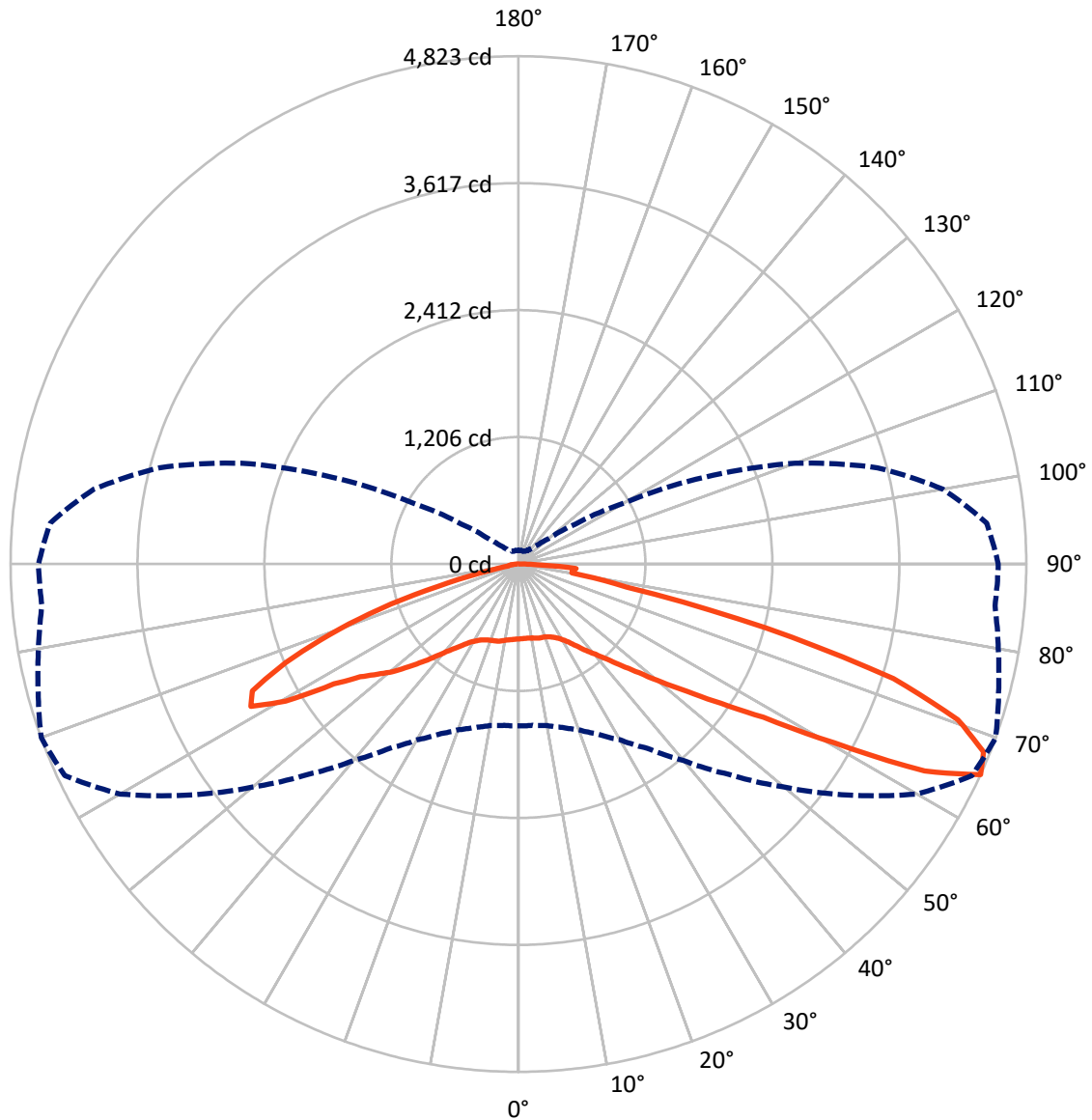
× Max cd  
 - - - 1/2 Max cd



Based on 10 foot mounting height. Maximum calculated value = 7.2 fc  
 Type III - Short - Semi-Cutoff

REPORT NUMBER: P141924  
CATALOG NUMBER: EMM-F03-LED-E1-T3-7030

### Luminous Intensity Polar Plot



— Vertical Plane Through 70-Deg Lateral      - - - Horizontal Cone Through 65-Deg Vertical

REPORT NUMBER: P141924

CATALOG NUMBER: EMM-F03-LED-E1-T3-7030

**FLUX DISTRIBUTION:**

		Downward	Upward	Total
<b>House Side</b>	Lumens	2242.1	0.0	2242.1
	% Fixture	33.8	0.0	33.8
<b>Street Side</b>	Lumens	4399.7	0.0	4399.7
	% Fixture	66.2	0.0	66.2
<b>Total</b>	Lumens	6641.8	0.0	6641.8
	% Fixture	100.0	0.0	100.0

**ZONAL LUMENS:**

Zone	Lumens	% Fixture
0°-10°	68.5	1.0
10°-20°	202.9	3.1
20°-30°	348.9	5.3
30°-40°	559.2	8.4
40°-50°	915.6	13.8
50°-60°	1433.1	21.6
60°-70°	2014.0	30.3
70°-80°	953.1	14.3
80°-90°	146.4	2.2
90°-100°	0.0	0.0
100°-110°	0.0	0.0
110°-120°	0.0	0.0
120°-130°	0.0	0.0
130°-140°	0.0	0.0
140°-150°	0.0	0.0
150°-160°	0.0	0.0
160°-170°	0.0	0.0
170°-180°	0.0	0.0
0°-90°	6641.8	100.0
0°-180°	6641.8	100.0

**Coefficient of Utilization**



REPORT NUMBER: P141924

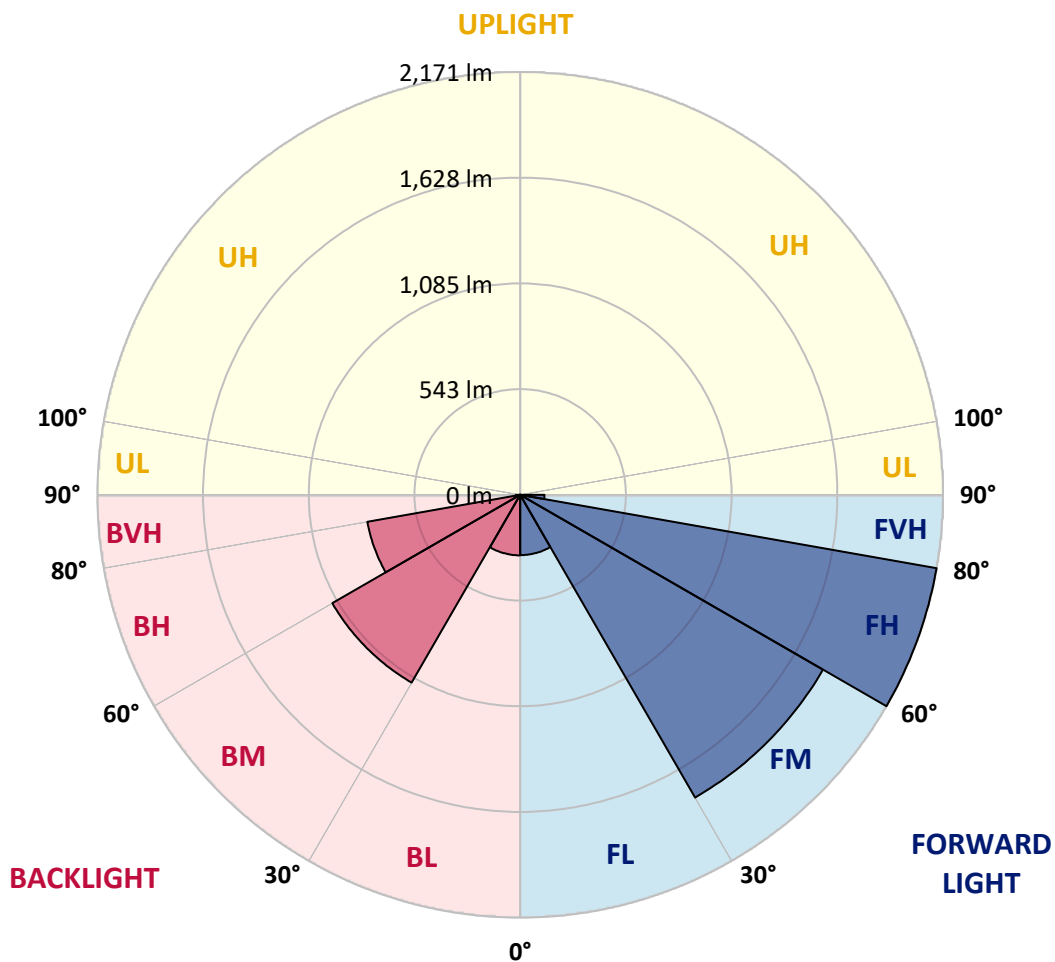
CATALOG NUMBER: EMM-F03-LED-E1-T3-7030

**LUMINAIRE CLASSIFICATION SYSTEM LUMEN TABLE AND BUG RATING:**

Zone	Lumens	% Fixture	Zone Rating/Lumen Limit		
			B	U	G
FL (0°-30°)	309.4	4.7			
FM (30°-60°)	1794.8	27.0			
FH (60°-80°)	2170.7	32.7			G2/5000
FVH (80°-90°)	124.8	1.9			G2/225
BL (0°-30°)	310.9	4.7	B1/500		
BM (30°-60°)	1113.1	16.8	B2/2500		
BH (60°-80°)	796.4	12.0	B2/1000		G2/1000
BVH (80°-90°)	21.6	0.3			G1/100
UL (90°-100°)	0.0	0.0		U0/0	
UH (100°-180°)	0.0	0.0		U0/0	

**BUG Rating: B2-U0-G2**

Type III Short





REPORT NUMBER: P141924

CATALOG NUMBER: EMM-F03-LED-E1-T3-7030

**CANDELA DISTRIBUTION (FULL):**

	0°	5°	10°	15°	20°	25°	30°	35°	40°	45°	50°
0°	711.8	711.8	711.8	711.8	711.8	711.8	711.8	711.8	711.8	711.8	711.8
2.5°	708.0	708.8	708.8	707.2	707.2	708.0	708.0	708.8	708.8	708.8	709.5
5°	708.0	708.8	708.8	708.0	707.2	708.8	708.0	708.8	708.8	708.8	708.8
7.5°	706.5	707.2	707.2	706.5	707.2	708.0	708.0	709.5	710.3	710.3	711.0
10°	699.0	699.7	700.5	700.5	702.0	704.2	705.0	708.0	708.8	711.0	712.5
12.5°	685.4	685.4	686.9	688.4	690.7	695.2	697.4	702.0	705.7	708.8	714.0
15°	673.3	673.3	674.8	675.6	680.1	683.1	687.6	692.9	699.7	705.7	714.0
17.5°	679.3	679.3	678.6	677.8	678.6	678.6	682.4	687.6	693.7	702.0	712.5
20°	702.7	702.0	699.0	697.4	696.7	693.7	691.4	690.7	693.7	699.7	710.3
22.5°	723.1	721.6	720.8	719.3	721.6	720.1	717.0	713.3	708.8	706.5	712.5
25°	735.1	735.9	735.9	735.9	740.4	741.9	743.4	738.9	733.6	726.1	726.8
27.5°	751.7	752.5	751.0	754.0	759.3	763.0	766.8	769.8	766.8	762.3	757.0
30°	787.2	787.2	784.9	787.2	791.7	795.5	800.7	806.0	806.0	801.5	796.2
32.5°	824.1	824.9	824.9	826.4	833.2	836.2	843.7	849.0	852.8	849.8	852.8
35°	868.6	867.8	870.1	870.9	881.4	885.2	900.3	904.0	910.1	911.6	913.8
37.5°	942.5	944.0	939.5	936.5	945.5	945.5	965.1	975.7	974.2	984.7	992.3
40°	1061.6	1054.8	1052.6	1051.1	1056.3	1055.6	1054.8	1069.2	1075.9	1077.5	1081.2
42.5°	1193.6	1195.8	1193.6	1198.8	1198.8	1195.1	1192.1	1189.8	1202.6	1210.9	1212.4
45°	1348.1	1351.2	1346.6	1342.9	1352.7	1357.9	1357.9	1364.0	1374.5	1378.3	1376.0
47.5°	1471.8	1480.1	1476.3	1481.6	1497.4	1515.5	1539.7	1555.5	1566.8	1577.4	1593.9
50°	1583.4	1587.2	1596.2	1613.5	1636.9	1665.6	1704.8	1744.0	1766.6	1793.0	1812.6
52.5°	1651.2	1662.6	1676.1	1704.8	1744.0	1783.9	1844.3	1908.4	1965.7	1995.1	2018.4
55°	1692.0	1700.3	1718.4	1757.6	1812.6	1872.2	1947.6	2035.8	2111.9	2176.8	2227.3
57.5°	1690.5	1697.2	1722.1	1765.1	1830.7	1905.3	1999.6	2109.7	2222.0	2329.8	2424.8
60°	1658.0	1664.1	1688.9	1734.9	1806.6	1895.5	2008.6	2143.6	2295.9	2458.0	2624.7
62.5°	1608.3	1612.8	1634.7	1680.7	1753.0	1848.0	1980.7	2157.9	2374.3	2629.9	2953.4
65°	1538.1	1538.1	1558.5	1606.0	1675.4	1781.7	1928.0	2136.1	2435.4	2824.5	3295.0
67.5°	1434.8	1434.8	1451.4	1490.6	1544.9	1618.8	1765.1	1981.5	2297.4	2763.4	3313.8
70°	1239.6	1242.6	1242.6	1266.7	1290.8	1324.0	1393.4	1559.3	1855.6	2311.0	2852.4
72.5°	908.6	853.5	896.5	935.7	962.8	980.9	1020.9	1072.9	1222.2	1563.8	2053.9
75°	572.3	586.6	619.0	663.5	730.6	800.0	876.1	908.6	895.0	935.7	1265.2
77.5°	346.8	334.8	366.4	432.8	508.2	602.4	744.9	868.6	939.5	935.0	895.7
80°	150.0	146.3	167.4	199.1	236.0	321.2	451.6	621.3	809.8	919.1	902.5
82.5°	53.5	54.3	68.6	81.4	98.0	125.9	178.7	285.8	453.2	645.4	797.7
85°	15.8	17.3	24.1	33.9	38.5	43.7	60.3	89.7	153.1	244.3	434.3
87.5°	4.5	5.3	6.8	12.1	11.3	10.6	12.1	18.8	14.3	12.1	60.3
90°	0.0	0.0	0.0	0.0	0.0	0.0	0.0	0.0	0.0	0.0	0.0



REPORT NUMBER: P141924

CATALOG NUMBER: EMM-F03-LED-E1-T3-7030

**CANDELA DISTRIBUTION (continued):**

	55°	60°	65°	70°	75°	80°	85°	90°	95°	100°	105°
0°	711.8	711.8	711.8	711.8	711.8	711.8	711.8	711.8	711.8	711.8	711.8
2.5°	708.8	708.8	708.8	709.5	708.8	708.8	709.5	709.5	710.3	711.0	712.5
5°	708.0	708.0	708.8	708.8	708.8	709.5	710.3	711.0	712.5	714.8	717.0
7.5°	710.3	710.3	709.5	710.3	710.3	711.0	712.5	713.3	716.3	718.6	722.3
10°	712.5	712.5	713.3	714.0	714.0	715.5	717.8	718.6	721.6	726.1	729.9
12.5°	715.5	717.8	720.8	722.3	723.8	725.3	727.6	729.1	732.9	738.9	743.4
15°	717.8	723.1	726.1	729.9	732.1	732.9	735.1	738.2	741.9	748.0	753.2
17.5°	717.8	724.6	729.1	732.9	736.7	738.9	741.2	744.2	749.5	755.5	760.8
20°	717.0	726.8	732.9	738.9	745.7	748.0	751.7	754.7	760.8	768.3	772.1
22.5°	720.8	732.1	740.4	751.0	758.5	764.5	769.1	774.4	778.9	784.2	785.7
25°	732.1	743.4	757.0	769.8	780.4	789.4	795.5	800.0	805.3	807.5	804.5
27.5°	751.0	759.3	778.1	797.0	813.6	824.9	831.7	837.7	839.2	843.7	832.4
30°	784.9	788.7	808.3	835.4	854.3	873.1	882.2	888.2	889.0	885.9	866.3
32.5°	840.7	833.9	851.3	887.5	916.1	931.9	946.3	950.0	947.8	938.0	906.3
35°	908.6	898.0	906.3	959.1	990.7	1014.1	1027.7	1031.5	1026.2	1008.8	965.1
37.5°	992.3	988.5	992.3	1042.8	1097.8	1119.7	1125.7	1130.2	1117.4	1085.8	1028.4
40°	1085.0	1085.8	1081.2	1127.2	1196.6	1228.3	1242.6	1232.8	1216.9	1171.7	1108.4
42.5°	1213.2	1208.7	1192.8	1234.3	1323.3	1355.7	1368.5	1361.0	1345.1	1287.8	1213.9
45°	1382.8	1367.7	1352.7	1374.5	1460.5	1502.7	1521.6	1516.3	1488.4	1419.0	1349.6
47.5°	1590.2	1574.3	1546.4	1542.7	1629.4	1679.1	1685.9	1677.6	1656.5	1587.2	1502.0
50°	1808.1	1803.6	1790.7	1760.6	1838.2	1888.0	1883.5	1877.4	1854.1	1765.9	1678.4
52.5°	2033.5	2042.6	2034.3	2013.2	2096.1	2116.5	2118.0	2099.9	2072.7	1991.3	1872.2
55°	2270.3	2304.2	2317.0	2333.6	2399.2	2396.2	2378.8	2335.9	2342.7	2249.9	2084.8
57.5°	2521.4	2625.4	2707.6	2744.5	2807.1	2825.2	2781.5	2795.8	2789.8	2694.0	2433.9
60°	2852.4	3101.2	3315.3	3447.3	3531.7	3499.3	3560.4	3563.4	3666.7	3456.3	3050.7
62.5°	3380.2	3837.1	4217.1	4330.9	4352.8	4345.3	4272.9	4345.3	4325.7	4069.3	3543.8
65°	3824.3	4367.9	4753.9	4823.3	4721.5	4628.0	4543.6	4557.9	4464.4	4093.4	3529.4
67.5°	3884.6	4425.9	4784.1	4764.5	4542.1	4368.6	4228.4	4118.3	3927.6	3592.0	3100.4
70°	3407.3	3981.1	4442.5	4427.4	4118.3	3886.8	3659.1	3493.3	3298.7	3039.3	2574.1
72.5°	2650.3	3161.5	3608.6	3724.7	3420.1	3164.5	2955.7	2744.5	2544.0	2297.4	2004.1
75°	1804.3	2188.8	2396.9	2428.6	2149.6	1958.1	1877.4	1704.8	1492.2	1439.4	1222.2
77.5°	1048.1	1195.8	1132.5	1048.1	843.7	619.8	473.5	404.9	406.4	466.7	447.1
80°	852.0	811.3	640.1	513.5	349.1	177.9	119.1	102.5	103.3	119.9	116.1
82.5°	878.4	901.8	741.2	518.7	357.4	188.5	90.5	67.1	78.4	85.2	83.7
85°	650.7	852.8	764.5	550.4	383.8	200.6	58.8	36.9	52.0	63.3	67.9
87.5°	182.5	286.5	222.4	147.0	107.1	36.2	23.4	19.6	24.1	33.2	33.2
90°	0.0	0.0	0.0	0.0	0.0	0.0	0.0	0.0	0.0	0.0	0.0





REPORT NUMBER: P141924

CATALOG NUMBER: EMM-F03-LED-E1-T3-7030

**CANDELA DISTRIBUTION (continued):**

	110°	115°	120°	125°	130°	135°	140°	145°	150°	155°	160°
0°	711.8	711.8	711.8	711.8	711.8	711.8	711.8	711.8	711.8	711.8	711.8
2.5°	713.3	716.3	715.5	717.0	717.8	720.1	721.6	720.8	720.8	722.3	723.8
5°	719.3	723.1	723.1	725.3	727.6	730.6	732.9	731.4	732.1	733.6	735.1
7.5°	725.3	729.9	730.6	732.9	734.4	735.9	737.4	735.1	734.4	734.4	733.6
10°	732.9	737.4	736.7	736.7	735.9	734.4	731.4	726.1	722.3	720.1	718.6
12.5°	745.7	748.7	744.2	739.7	732.1	726.8	720.1	714.0	709.5	705.7	704.2
15°	757.0	755.5	750.2	741.9	731.4	723.1	716.3	708.0	702.7	698.2	695.9
17.5°	763.0	757.8	750.2	742.7	733.6	726.1	717.8	708.0	699.7	693.7	690.7
20°	769.1	760.8	751.0	743.4	736.7	730.6	724.6	712.5	702.0	692.9	688.4
22.5°	778.1	766.8	757.0	750.2	743.4	737.4	731.4	720.1	708.8	696.7	689.9
25°	790.9	775.9	769.1	762.3	754.7	748.7	740.4	729.9	717.8	703.5	693.7
27.5°	811.3	797.7	790.2	783.4	774.4	764.5	755.5	741.2	729.9	713.3	700.5
30°	840.7	826.4	819.6	812.8	802.2	789.4	776.6	758.5	742.7	723.8	707.2
32.5°	877.6	870.1	861.8	850.5	836.2	820.3	801.5	777.4	754.7	731.4	710.3
35°	935.0	922.1	908.6	897.3	876.1	854.3	825.6	790.2	760.0	731.4	705.7
37.5°	1000.5	987.0	968.9	948.5	916.9	882.2	842.2	797.7	757.8	723.1	694.4
40°	1079.7	1062.4	1038.2	999.8	953.0	901.0	847.5	791.7	744.9	705.0	671.8
42.5°	1184.5	1149.1	1102.3	1045.8	979.4	908.6	840.7	775.9	723.1	679.3	646.2
45°	1302.9	1246.4	1171.0	1086.5	994.5	905.5	825.6	750.2	690.7	642.4	607.7
47.5°	1430.3	1342.1	1231.3	1112.1	996.0	889.0	796.2	711.8	644.7	593.4	550.4
50°	1574.3	1428.8	1273.5	1125.0	986.2	859.6	754.0	656.7	587.4	526.3	487.1
52.5°	1698.0	1505.0	1302.9	1119.7	951.5	808.3	684.6	590.4	508.9	454.7	416.2
55°	1844.3	1578.9	1318.7	1093.3	895.7	728.4	610.0	505.2	428.3	380.0	346.8
57.5°	2090.8	1704.0	1332.3	1039.8	803.8	628.1	506.7	408.7	348.3	306.1	282.7
60°	2566.6	1946.8	1388.1	959.8	686.9	507.4	391.3	319.7	267.7	239.8	223.2
62.5°	2878.0	2111.9	1363.2	836.9	536.8	380.0	286.5	230.7	200.6	180.2	172.7
65°	2798.8	1945.3	1156.6	663.5	374.0	252.6	192.3	158.3	144.8	134.2	129.7
67.5°	2403.7	1569.1	838.4	429.0	236.8	153.8	125.9	112.3	106.3	101.8	101.0
70°	1915.1	1106.1	498.4	227.7	131.2	101.8	89.7	84.4	82.2	82.2	82.2
72.5°	1389.6	637.1	245.0	122.9	88.2	77.7	72.4	70.9	70.1	70.1	70.9
75°	794.0	276.0	125.9	84.4	72.4	67.1	64.1	64.1	64.1	64.1	64.8
77.5°	276.7	125.9	89.0	70.9	62.6	59.6	58.1	59.6	60.3	60.3	60.3
80°	101.0	89.0	76.2	61.8	55.8	52.8	52.8	55.0	56.5	55.0	54.3
82.5°	79.9	70.1	61.8	53.5	49.0	47.5	48.3	49.8	49.0	48.3	46.0
85°	61.1	46.0	43.0	40.0	39.2	39.2	42.2	43.0	40.0	38.5	36.2
87.5°	30.2	24.1	21.9	25.6	24.9	22.6	23.4	23.4	19.6	18.1	18.8
90°	0.0	0.0	0.0	0.0	0.0	0.0	0.0	0.0	0.0	0.0	0.0



REPORT NUMBER: P141924

CATALOG NUMBER: EMM-F03-LED-E1-T3-7030

**CANDELA DISTRIBUTION (continued):**

	165°	170°	175°	180°
0°	711.8	711.8	711.8	711.8
2.5°	723.8	724.6	726.8	726.1
5°	734.4	735.1	736.7	736.7
7.5°	732.1	732.9	732.9	732.9
10°	714.8	714.8	716.3	716.3
12.5°	701.2	700.5	700.5	699.0
15°	692.9	691.4	692.2	689.9
17.5°	686.9	686.1	686.1	684.6
20°	684.6	683.1	682.4	680.9
22.5°	683.1	682.4	680.9	679.3
25°	686.9	683.1	682.4	680.9
27.5°	690.7	686.9	683.9	683.1
30°	694.4	687.6	683.9	682.4
32.5°	693.7	684.6	679.3	677.1
35°	685.4	674.1	667.3	665.0
37.5°	669.5	656.7	646.2	642.4
40°	646.9	630.3	620.5	615.3
42.5°	619.8	600.9	592.6	588.1
45°	575.3	560.2	550.4	546.6
47.5°	525.5	505.2	496.1	492.4
50°	461.4	444.9	437.3	432.0
52.5°	393.6	378.5	371.7	368.7
55°	328.0	320.4	309.9	307.6
57.5°	266.2	263.9	256.4	255.6
60°	216.4	212.6	207.3	207.3
62.5°	170.4	166.6	164.4	164.4
65°	131.2	130.4	128.9	128.2
67.5°	101.0	103.3	104.1	102.5
70°	84.4	85.2	85.2	85.2
72.5°	73.1	73.1	73.1	72.4
75°	66.4	66.4	64.8	64.1
77.5°	61.1	60.3	61.1	60.3
80°	53.5	52.8	51.3	49.8
82.5°	44.5	43.7	40.0	40.0
85°	34.7	32.4	29.4	26.4
87.5°	19.6	17.3	12.8	9.0
90°	0.0	0.0	0.0	0.0

(END OF REPORT)